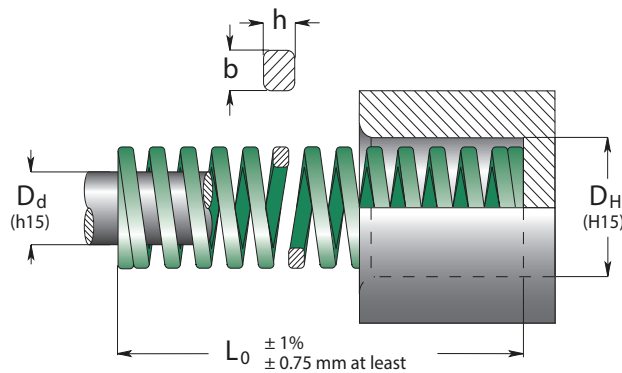
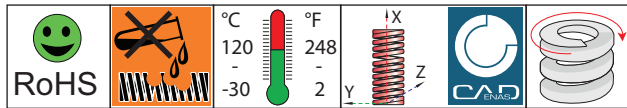


MOLLE DI CARICO LIGHT - V

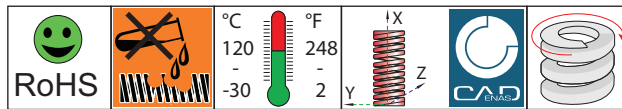
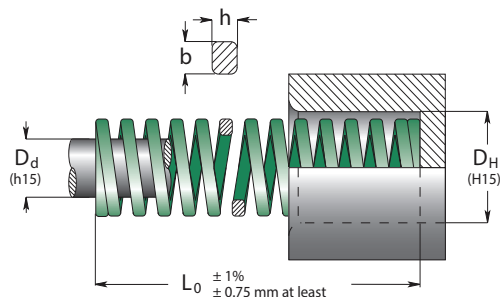


ISO 10243 Light load springs

Codice	DH	Dd	L0	R	A	B	C	D	E	Pcs				
	Diametro del buco bxh mm	Diametro dello stelo bxh mm	Lunghezza libera mm	Costante molla N/mm ± 10%	25% L ₀ mm + 3.000.000	30% L ₀ mm - 1.500.000	35% L ₀ mm 300-500.000	40% L ₀ mm 100-200.000	approx. do not use					
V 10 - 025	10	5	25	10	6.3	63	7.5	75	8.8	88	10.0	100	13.5	50
V 10 - 032			32	8.5	8.0	68	9.6	82	11.2	95	12.8	109	17.5	50
V 10 - 038			38	6.8	9.5	65	11.4	78	13.3	90	15.2	103	20.8	50
V 10 - 044			44	6.0	11.0	66	13.2	79	15.4	92	17.6	106	23.9	50
V 10 - 051			51	5.0	12.8	64	15.3	77	17.9	89	20.4	102	28.9	25
V 10 - 065			64	4.3	16.0	69	19.2	83	22.4	96	25.6	110	36.1	25
V 10 - 076			76	3.2	19.0	61	22.8	73	26.6	85	30.4	97	43.2	25
V 10 - 305	1.7 x 1.1		305	1.1	76.3	84	91.5	101	107	117	122	134	178	10
V 13 - 025	12.5	6.3	25	17.9	6.3	113	7.5	134	8.8	157	10.0	179	13.2	50
V 13 - 032			32	16.4	8.0	131	9.6	157	11.2	184	12.8	210	18.0	50
V 13 - 038			38	13.6	9.5	129	11.4	155	13.3	181	15.2	207	21.0	50
V 13 - 044			44	12.1	11.0	133	13.2	160	15.4	186	17.6	213	24.0	25
V 13 - 051			51	11.4	12.8	146	15.3	174	17.9	203	20.4	233	28.7	25
V 13 - 064			64	9.3	16.0	149	19.2	179	22.4	208	25.6	238	35.8	25
V 13 - 076			76	7.1	19.0	135	22.8	162	26.6	189	30.4	216	42.7	25
V 13 - 089	89	5.4	22.3	120	26.7	144	31.2	168	35.6	192	50.4	20		
V 13 - 102	102	4.1	25.5	105	30.6	125	35.7	146	40.8	167	58.4	10		
V 13 - 305	2.4 x 1.4		305	1.4	76.3	107	91.5	128	107	149	122	171	172	10
V 16 - 025	16	8	25	23.4	6.3	147	7.5	176	8.8	205	10.0	234	12.6	50
V 16 - 032			32	22.9	8.0	183	9.6	220	11.2	256	12.8	293	16.4	50
V 16 - 038			38	19.3	9.5	183	11.4	220	13.3	257	15.2	293	19.7	25
V 16 - 044			44	17.1	11.0	188	13.2	226	15.4	263	17.6	301	22.5	25
V 16 - 051			51	15.7	12.8	201	15.3	240	17.9	280	20.4	320	26.3	25
V 16 - 064			64	10.7	16.0	171	19.2	205	22.4	240	25.6	274	33.3	25
V 16 - 076			76	10.0	19.0	190	22.8	228	26.6	266	30.4	304	40.2	20
V 16 - 089	89	8.6	22.3	192	26.7	230	31.2	268	35.6	306	47.6	20		
V 16 - 102	102	7.8	25.5	199	30.6	239	35.7	278	40.8	318	55.4	20		
V 16 - 115	115	6.6	28.8	190	34.5	228	40.3	266	46.0	304	60.8	10		
V 16 - 305	3.2 x 1.5		305	2.5	76.3	191	91.5	229	107	267	122	305	165	10
V 20 - 025	20	10	25	55.8	6.3	352	7.5	419	8.8	488	10.0	558	12.6	50
V 20 - 032			32	45.0	8.0	360	9.6	432	11.2	504	12.8	576	15.3	50
V 20 - 038			38	33.3	9.5	316	11.4	380	13.3	443	15.2	506	18.9	25
V 20 - 044			44	30.0	11.0	330	13.2	396	15.4	462	17.6	528	21.5	25
V 20 - 051			51	24.5	12.8	314	15.3	375	17.9	437	20.4	500	25.0	25
V 20 - 064			64	20.0	16.0	320	19.2	384	22.4	448	25.6	512	31.1	25
V 20 - 076			76	16.0	19.0	304	22.8	365	26.6	426	30.4	486	37.3	25
V 20 - 089			89	14.0	22.3	312	26.7	374	31.2	436	35.6	498	44.5	20
V 20 - 102			102	12.0	25.5	306	30.6	367	35.7	428	40.8	490	51.1	20
V 20 - 115			115	10.9	28.8	314	34.5	376	40.3	439	46.0	501	58.2	10
V 20 - 127			127	9.5	31.8	302	38.1	362	44.5	422	50.8	483	64.9	10
V 20 - 139			139	8.4	35.0	294	42.0	353	48.7	409	56.0	470	71.5	10
V 20 - 152			152	7.5	38.0	285	45.6	342	53.2	399	60.8	456	78.8	10
V 20 - 305	4.0 x 2.1		305	4.0	76.3	305	91.5	366	107	427	122	488	157	10

1 N = 0.1 daN = 0.102 Kgf Load (N) = R (N/mm) x Deflection (mm)

MOLLE DI CARICO LIGHT - V



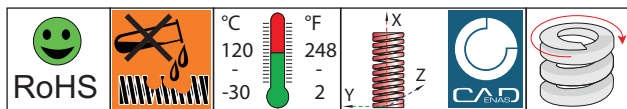
ISO 10243 Light load springs

Codice	DH	Dd	L0	R	A		B		C		D		E	Pcs		
	Diametro del buco bxh	Diametro dello stelo bxh			Costante molla ± 10%	25% L0 + 3.000.000	30% L0 - 1.500.000	35% L0 300-500.000	40% L0 100-200.000	mm	N	mm			N	
	mm	mm	mm	N/mm	mm	N	mm	N	mm	N	mm	N	mm			
V 25 - 025	25	12.5	25	100	6.3	630	7.5	750	8.8	875	10.0	1000	11.9	50		
V 25 - 032			32	80.3	8.0	642	9.6	771	11.2	899	12.8	1028	16.0	25		
V 25 - 038			38	62.0	9.5	589	11.4	707	13.3	825	15.2	942	18.3	25		
V 25 - 044			44	52.9	11.0	582	13.2	698	15.4	815	17.6	931	21.4	25		
V 25 - 051			51	44.0	12.8	563	15.3	673	17.9	785	20.4	898	24.9	25		
V 25 - 064			64	35.2	16.0	563	19.2	676	22.4	788	25.6	901	31.4	25		
V 25 - 076			76	28.0	19.0	532	22.8	638	26.6	745	30.4	851	37.5	20		
V 25 - 089			89	24.0	22.3	535	26.7	641	31.2	748	35.6	854	43.5	20		
V 25 - 102			102	21.1	25.5	538	30.6	646	35.7	753	40.8	861	51.1	20		
V 25 - 115			115	18.7	28.8	539	34.5	645	40.3	753	46.0	860	58.1	10		
V 25 - 127			127	16.7	31.8	531	38.1	636	44.5	742	50.8	848	64.1	10		
V 25 - 139			139	15.3	35.0	536	42.0	643	48.7	744	56.0	857	70.4	10		
V 25 - 152			152	14.0	38.0	532	45.6	638	53.2	745	60.8	851	77.1	10		
V 25 - 178			178	12.5	44.5	556	53.4	668	62.3	779	71.2	890	93.1	10		
V 25 - 203	203	10.4	50.8	528	60.9	633	71.1	739	81.2	844	103	10				
V 25 - 305	5.4 x 2.7		305	7.0	76.3	534	91.5	641	107	747	122	854	156	5		
V 32 - 038	32	16	38	94.0	9.5	893	11.4	1072	13.3	1250	15.2	1429	18.3	20		
V 32 - 044			44	79.5	11.0	875	13.2	1049	15.4	1224	17.6	1399	21.5	20		
V 32 - 051			51	67.0	12.8	858	15.3	1025	17.9	1196	20.4	1367	25.5	20		
V 32 - 064			64	53.0	16.0	848	19.2	1018	22.4	1187	25.6	1357	31.9	20		
V 32 - 076			76	44.0	19.0	836	22.8	1003	26.6	1170	30.4	1338	38.6	20		
V 32 - 089			89	37.2	22.3	830	26.7	993	31.2	1159	35.6	1324	46.5	10		
V 32 - 102			102	32.0	25.5	816	30.6	979	35.7	1142	40.8	1306	53.2	10		
V 32 - 115			115	29.0	28.8	835	34.5	1001	40.3	1167	46.0	1334	60.0	10		
V 32 - 127			127	25.0	31.8	795	38.1	953	44.5	1111	50.8	1270	66.7	10		
V 32 - 139			139	23.0	35.0	805	42.0	966	48.7	1119	56.0	1288	71.8	10		
V 32 - 152			152	21.5	38.0	817	45.6	980	53.2	1144	60.8	1307	78.5	10		
V 32 - 178			178	18.2	44.5	810	53.4	972	62.3	1134	71.2	1296	94.4	5		
V 32 - 203			203	15.8	50.8	803	60.9	962	71.1	1123	81.2	1283	107	5		
V 32 - 254			254	12.5	63.5	794	76.2	953	88.9	1111	102	1270	136	5		
V 32 - 305	6.8 x 3.3		305	10.3	76.3	786	91.5	942	107	1100	122	1257	163	5		
V 40 - 051	40	20	51	92.0	12.8	1178	15.3	1408	17.9	162	20.4	1877	25.5	20		
V 40 - 064			64	73.0	16.0	1168	19.2	1402	22.4	1635	25.6	1869	31.4	10		
V 40 - 076			76	63.0	19.0	1197	22.8	1436	26.6	1676	30.4	1915	37.8	10		
V 40 - 089			89	51.0	22.3	1137	26.7	1362	31.2	1589	35.6	1816	44.3	10		
V 40 - 102			102	43.0	25.5	1097	30.6	1316	35.7	1535	40.8	1754	50.7	10		
V 40 - 115			115	39.6	28.8	1140	34.5	1366	40.3	1594	46.0	1822	58.1	10		
V 40 - 127			127	37.0	31.8	1177	38.1	1410	44.5	1645	50.8	1880	64.6	5		
V 40 - 139			139	32.0	35.0	1120	42.0	1344	48.7	1557	56.0	1792	70.1	5		
V 40 - 152			152	28.0	38.0	1064	45.6	1277	53.2	1490	60.8	1702	76.6	5		
V 40 - 178			178	25.2	44.5	1121	53.4	1346	62.3	1570	71.2	1794	90.4	5		
V 40 - 203			203	22.7	50.8	1153	60.9	1382	71.1	1613	81.2	1843	102	5		
V 40 - 254			254	17.0	63.5	1080	76.2	1295	88.9	1511	102	1727	129	2		
V 40 - 305			8.1 x 4.0		305	14.8	76.3	1129	91.5	1354	107	1580	122	1806	156	2

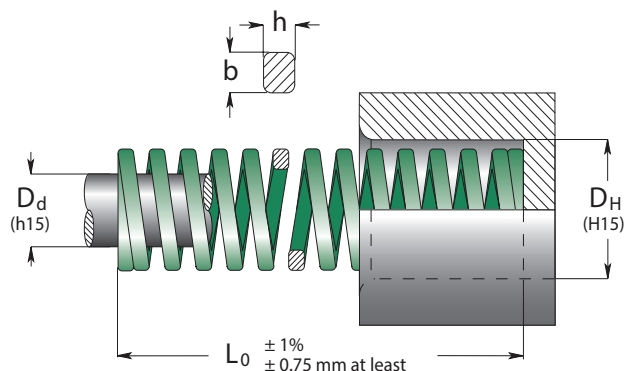
1 N = 0.1 daN = 0.102 Kgf Load (N) = R (N/mm) x Deflection (mm)

ESEGUAMO PARTICOLARI A DISEGNO - WE PRODUCE PARTS ON DRAWING ON REQUEST

MOLLE DI CARICO LIGHT - V



ISO 10243 Light load springs



Codice	D _H Diametro del buco bxh	D _d Diametro dello stelo bxh	L ₀ Lunghezza libera	R Costante molla ± 10%	A 25% L ₀ + 3.000.000		B 30% L ₀ - 1.500.000		C 35% L ₀ 300-500.000		D 40% L ₀ 100-200.000		E approx. do not use	Pcs
					mm	N	mm	N	mm	N	mm	N		
V 50 - 064	50	25	64	156	16.0	2496	19.2	2995	22.4	3494	25.6	3994	31.0	5
V 50 - 076			76	125	19.0	2375	22.8	2850	26.6	3325	30.4	3800	37.2	5
V 50 - 089			89	109	22.3	2431	26.7	2910	31.2	3395	35.6	3880	43.6	5
V 50 - 102			102	94.0	25.5	2397	30.6	2876	35.7	3356	40.8	3835	50.3	5
V 50 - 115			115	81.0	28.8	2333	34.5	2795	40.3	3260	46.0	3726	58.1	5
V 50 - 127			127	71.0	31.8	2258	38.1	2705	44.5	3156	50.8	3607	63.7	5
V 50 - 139			139	66.5	35.0	2328	42.0	2793	48.7	3235	56.0	3724	69.5	5
V 50 - 152			152	60.0	38.0	2280	45.6	2736	53.2	3192	60.8	3648	76.5	2
V 50 - 178			178	52.0	44.5	2314	53.4	2777	62.3	3240	71.2	3702	91.9	2
V 50 - 203			203	44.0	50.8	2235	60.9	2680	71.1	3126	81.2	3573	105	2
V 50 - 254			254	35.0	63.5	2223	76.2	2667	88.9	3112	102	3556	131	2
V 50 - 305	10.9 x 5.3		305	25.8	76.3	2175	91.5	2608	107	3042	122	3477	155	2
V 63 - 076	63	38	76	189	19.0	3591	22.8	4309	26.6	5027	30.4	5746	36.5	5
V 63 - 089			89	158	22.3	3523	26.7	4219	31.2	4922	35.6	5625	43.4	5
V 63 - 102			102	131	25.5	3341	30.6	4009	35.7	4677	40.8	5345	49.7	5
V 63 - 115			115	116	28.8	3341	34.5	4002	40.3	4669	46.0	5336	55.6	5
V 63 - 127			127	103	31.8	3275	38.1	3924	44.5	4578	50.8	5232	62.7	2
V 63 - 152			152	84.3	38.0	3203	45.6	3844	53.2	4485	60.8	5215	77.1	2
V 63 - 178			178	71.5	44.5	3182	53.4	3818	62.3	4454	71.2	5091	92.2	2
V 63 - 203			203	61.7	50.8	3134	60.9	3758	71.1	4384	81.2	5010	103	2
V 63 - 254	254	47.0	63.5	2985	76.2	3581	88.9	4178	102	4775	130	2		
V 63 - 305	11.0 x 7.8		305	38.2	76.3	2915	91.5	3495	107	4078	122	4660	157	2

1 N = 0.1 daN = 0.102 Kgf Load (N) = R (N/mm) x Deflection (mm)